



GREATER NAPLES FIRE RESCUE DISTRICT FIRE CHIEF REPORT

SEPTEMBER, 2024

REPORTING OFFICER	Chris Wolfe, Fire Chief
TYPE	Monthly – Commission
SUBMITTAL DATE	October 4, 2024

ACTIVITIES REPORT

Facilities:

- Station 60: Final inspections have been completed and the City has received a Temporary Certificate of Occupancy.

Grants:

- Deputy Chief Bauer will provide an update under Agenda Item II. A.

Personnel:

- Retirement/Resignations: Lt. Manny Arroyo retired from the District effective September 1st.
- Promotions: The District promoted 13 new Lieutenants this month. We wish them well in this new role. Please share with me and congratulate the newly promoted officers: Justin Humphrey, Aaron Borowski, Raul Suarez-Murias, Thomas Pecora, Romain Favier, Ryan Mathwich, Anthony Marrero, Nicholas Taylor, Daniel Garretto, Paul Pernak, Justin Diaz, David Festa, and Brad Frazier. David Ramis was promoted to the position of Driver Engineer this month.
- Recruitment: The District will be posting for Firefighter positions in October. The District has the following internal promotion opportunities. If they are not posted as of this writing, they will be posted in October:
 - Deputy Chief
 - Battalion Chief
 - Driver Engineer
- Finance Director: The District will be posting to fill the Senior Accountant vacancy in October
- Logistics: The District hired 2 new Facilities Maintenance Technicians in September: Shaun Rampersaud and Matthew Pittman
- FLS: The Inspector position has received three applicants to date. Chief Hanson and HR will be reviewing. Interviews will be scheduled when ample qualified candidates are identified.

Hurricane Helene: The District declared a state of emergency on September 24th in anticipation of Hurricane Helene. The District was fortunate to be spared from any damage. The District deployed the MARC unit, an Engine, Strike Team Leader, and a Water Tender to assist our partners to the north.

Florida DEMES Training: The state has changed the process/platform that grants and mutual aid are managed. The new system is called Division of Emergency Management Enterprise Solution (DEMES). The system's premise is to have as much preloaded information into the system to allow for faster and more efficient management/processing of claims. This project was created in response to a recent change with FEMA that states are required to submit their claims within 60 days of the final resource being demobilized. To say the least, this has been more than challenging. On a positive note, we are seeing Mutual Aid claims being processed faster.



GREATER NAPLES FIRE RESCUE DISTRICT FIRE CHIEF REPORT

Historically, claims would take upwards of 450+ days with DEMES; many are being processed in 60-90 days. We were fortunate to be able to attend a Training Seminar this month to gain additional information on the platform. The District sent seven members to the training.

September 11th Memorial Services: The District participated in the Memorial Service held at the Golden Gate Government Complex organized by the Golden Gate Civic Association. We also participated in the first responder parade in VeronaWalk, organized by Barry Gerenstein, for a family whose FDNY firefighter son perished on 9/11. I was also in attendance at the evening event at the Collier County Freedom Memorial.

Apparatus Update:

- Boat 90 bid is posted.
- New Engine 60 is in the final stages of equipment mounting and preparations for delivery. This unit should be in service within the next 45 days.
- New Brush Trucks are in production at SFEV.
- FFS Loaned Assets: We have applied to acquire another LMTV "High Water" Vehicle, a "Lull"-style forklift, and possibly a tandem axle flatbed trailer.
- New Ladder truck: Shelving and graphics are being completed, and staff will be traveling to Ocala to go over equipment mounting.
- Ladder 21 is back in service in the District.

DISCUSSION ITEMS

- Fire Chief Annual Goals and Objectives
- Strategic Planning Workshop
- Comparable agencies and elements of pay evaluation
- Promotions and Awards Ceremony, November 16 at 2:00 PM

MEETINGS AND EVENTS

- Bi-weekly Command Staff
- Weekly Station 74 coordination calls
- Region 6
- East Naples Civic & Commerce
- Golden Gate City Civic Association
- Collier GIS workgroup

LODD- There were 8 firefighter fatalities reported to the United States Fire Administration in the month of September. 3 of the 8 were related to Hurricane Helene responses. To date, there have been 46 LODDs reported to the US Fire Administration. May they rest in peace.

PUBLIC PROGRAMS

September Events- 9
YTD Events- 173



GREATER NAPLES FIRE RESCUE DISTRICT FIRE CHIEF REPORT

OPERATIONS

Call Volume Statistics - September 2024	
Total Incidents	2325
Medical/Rescue	1,393
Medical Percentage	59.91%
Fire/Other	932
Busiest Station	Station 21 - 302 Incidents
Busiest Apparatus	Engine 75 - 304 Responses
Busiest Day of Week	Thursday - 362 Incidents
Busiest Time of Day	1200-1259 - 151 Incidents

Basic Incident Type Category	Jan.	Feb	Mar	Apr	May	Jun	Jul	Aug	Sep	Total	Percent
*N/A	24	38	38	30	34	23	22	50	39	298	1.32%
1 - Fire	26	33	40	47	46	25	23	16	31	287	1.27%
2 - Overpressure Rupture, Explosion, Overheat (No Fire)	2	2	1	0	0	0	0	1	0	6	0.03%
3 - Rescue & Emergency Medical Service Incident	1,781	1,700	1,902	1,622	1,520	1,435	1,379	1,461	1,393	14193	62.75%
4 - Hazardous Condition (No Fire)	25	27	26	19	35	29	37	36	70	304	1.34%
5 - Service Call	237	270	241	289	223	210	241	215	212	2138	9.45%
6 - Good Intent Call	486	472	492	489	424	395	397	410	422	3987	17.63%
7 - False Alarm & False Call	187	111	131	116	149	169	181	191	157	1392	6.15%
8 - Weather	0	0	0	0	2	3	1	3	1	10	0.04%
9 - Special Incident Type	0	0	1	0	0	0	1	0	0	2	0.01%
Total Summary	2768	2653	2872	2612	2433	2289	2282	2383	2325	22617	
Responses by Day Average	89.3	91.5	92.6	87.1	78.5	76.3	73.6	76.9	77.5	82.5	
Responses by Station Average	173	166	180	163	152	143	143	149	145	1414	
Medical vs. Fires and Other Calls	64.34%	64.08%	66.23%	62.10%	62.47%	62.69%	60.43%	61.31%	59.91%	62.75%	

FINANCE

Cash on Hand

The District ended the month of September with roughly \$13.5M in the general fund.

Ad Valorem

The District received roughly \$3.8K in tax distributions in August.

Interest

The District received approximately \$46K in interest in the General Fund for the month of September bringing our year to date interest income to approximately \$1.1M.

FY 23-24 Budget

The District has received 105% of the revenue budgeted (surplus of \$2.39M) and has spent 98% of budgeted expenditures (remaining balance of \$880K) for FY 23-24. Final payroll adjustments between fiscal years are pending.

MM63 Reimbursement:

We have a pending reimbursement for MM63, the reimbursement of approximately \$900K will be coming in FY24-25. This creates an expense overage of \$900,000 in FY23-24.



GREATER NAPLES FIRE RESCUE DISTRICT FIRE CHIEF REPORT

Ochopee Reimbursement:

We have a pending reimbursement for Ochopee, the reimbursement of approximately \$854K will be coming in FY24-25. This creates an expense overage of \$854,176 in FY23-24.

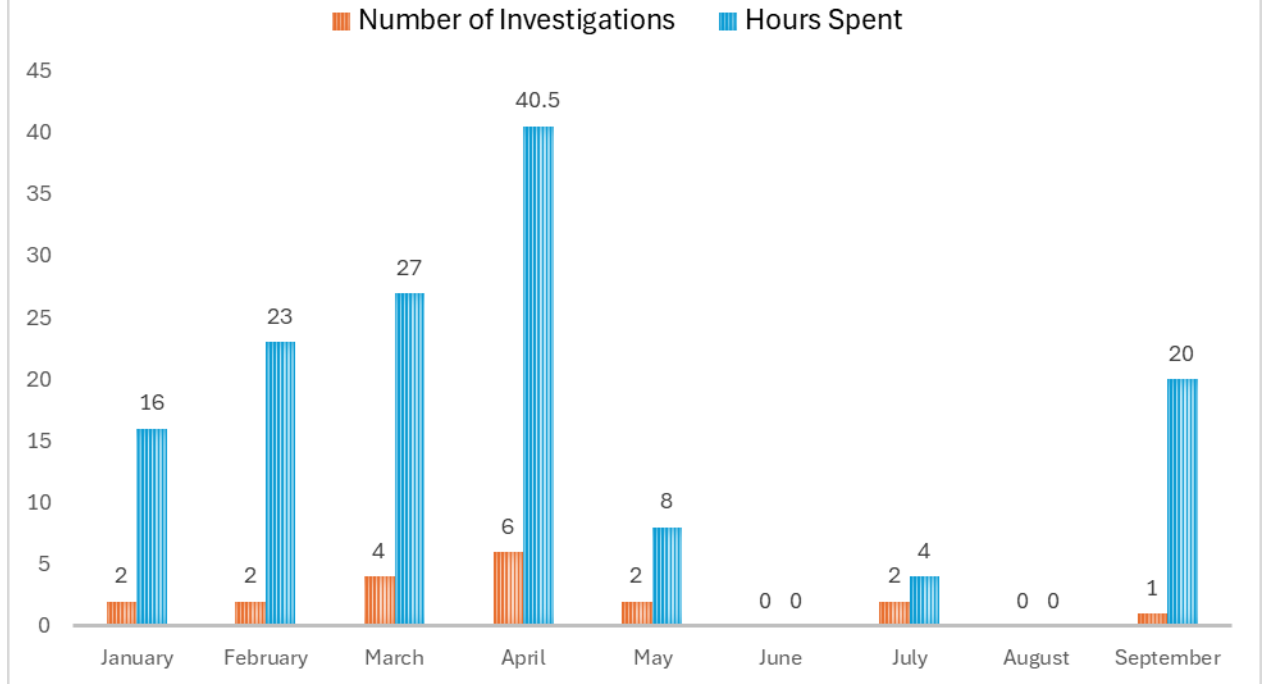
Salary Adjustment:

A period 13 budget amendment for the FY23-24 will be necessary to maintain a balanced budget due to delays in reimbursements, pending payroll adjustments and other expenses. Sufficient surplus revenues are present to offset these charges.

Fire & Life Safety Section



2024 FIRE INVESTIGATIONS

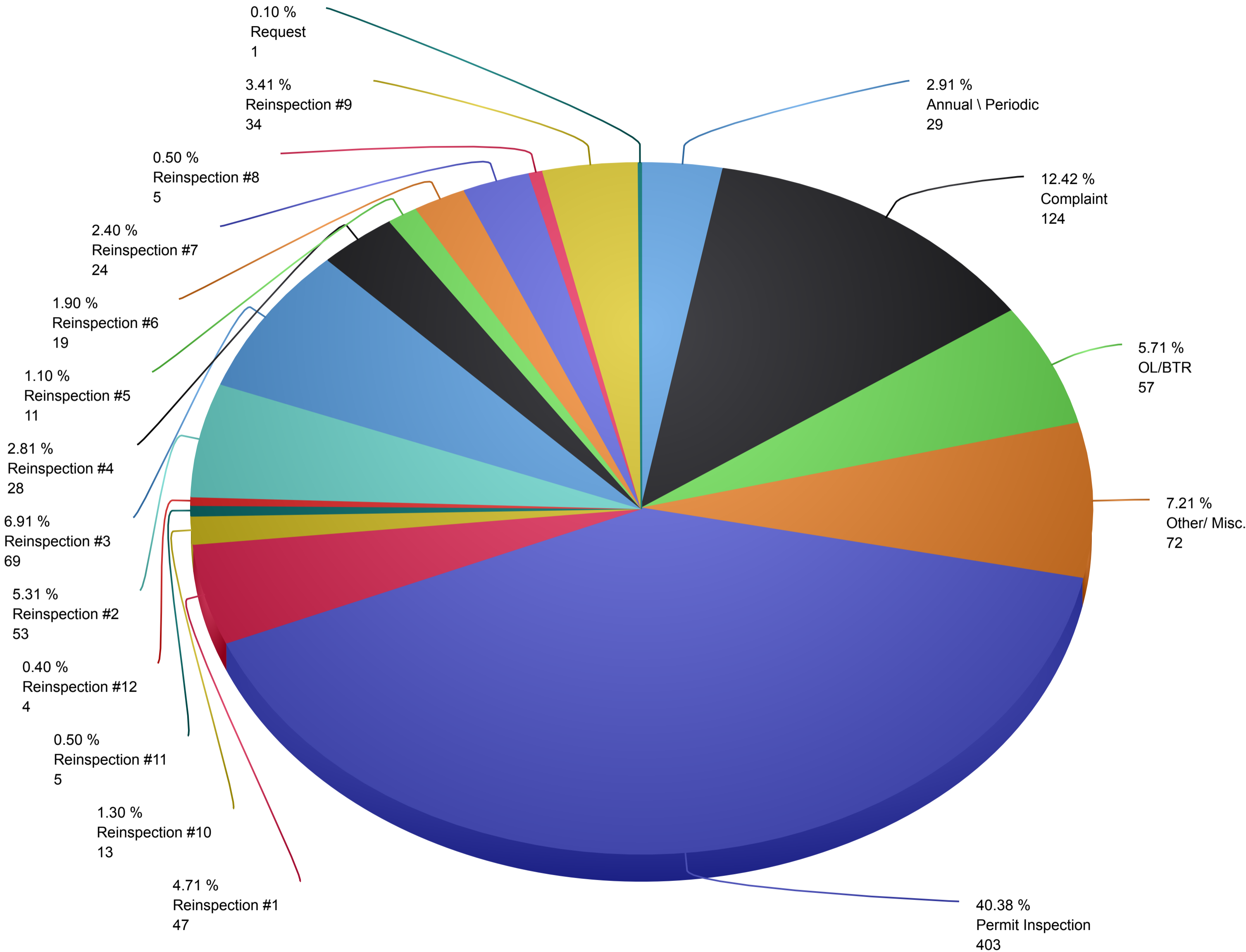


Average wait time for an inspection in September: 4 Days
Current wait time as of October 2nd: 3 Days

Inspection Visit History by Inspection Type

09/01/2024-09/30/2024

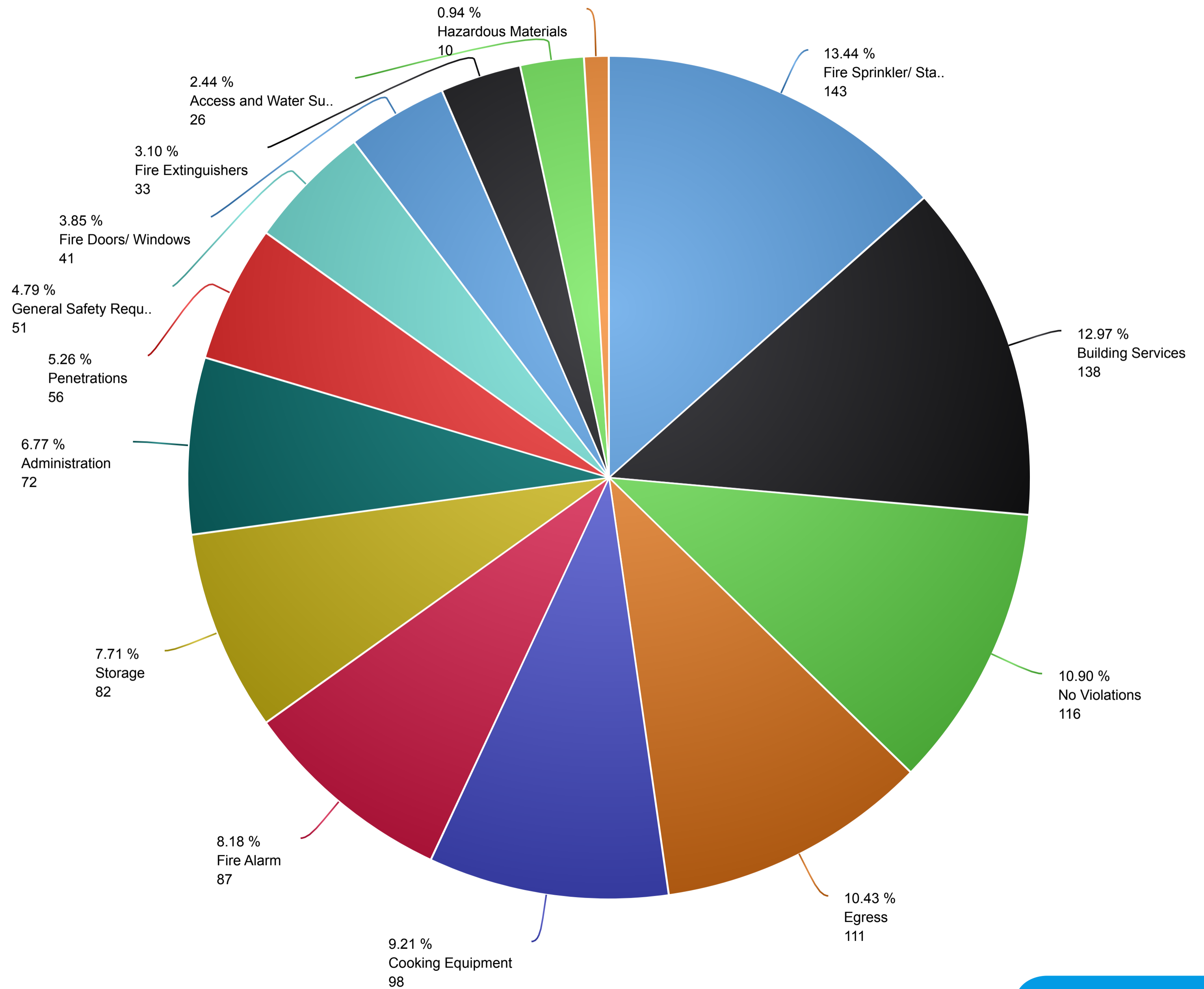
- Annual \ Periodic
- Complaint
- OL/BTR
- Other/ Misc.
- Permit Inspection
- Reinspection #1
- Reinspection #10
- Reinspection #11
- Reinspection #12
- Reinspection #2
- Reinspection #3
- Reinspection #4
- Reinspection #5
- Reinspection #6
- Reinspection #7
- Reinspection #8
- Reinspection #9
- Request



Total of Inspection Type: 998

Completed Inspections September Violations

- Fire Sprinkler/ Standpipes
- Building Services
- No Violations
- Egress
- Cooking Equipment
- Fire Alarm
- Storage
- Administration
- Penetrations
- General Safety Requirements
- Fire Doors/ Windows
- Fire Extinguishers
- Access and Water Supply
- Hazardous Materials

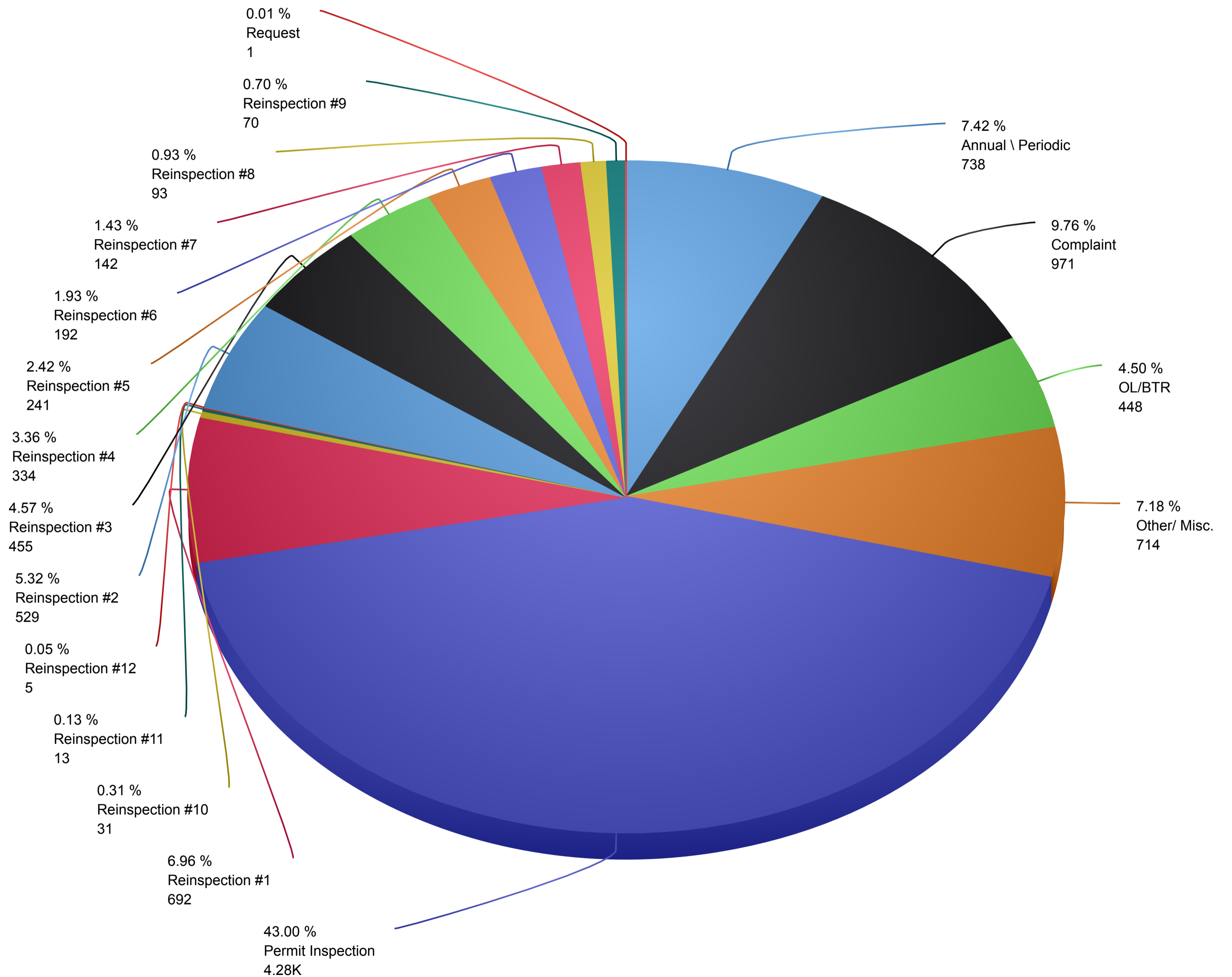


Total of Violation Type: 1,064

Inspection Visit History by Inspection Type YTD

01/01/2024-12/31/2024

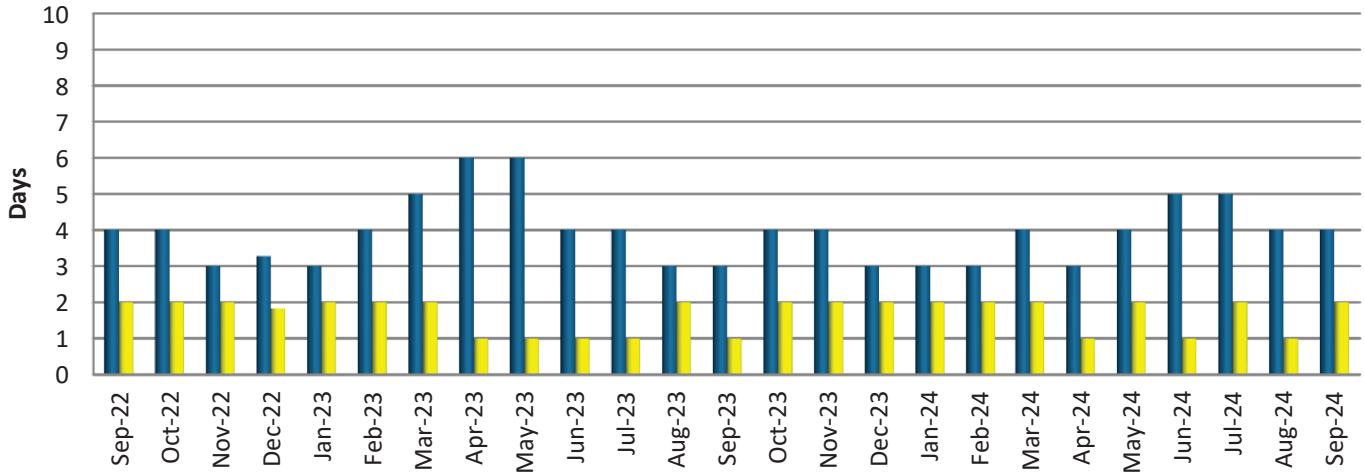
- Annual \ Periodic
- Complaint
- OL/BTR
- Other/ Misc.
- Permit Inspection
- Reinspection #1
- Reinspection #10
- Reinspection #11
- Reinspection #12
- Reinspection #13
- Reinspection #2
- Reinspection #3
- Reinspection #4
- Reinspection #5
- Reinspection #6
- Reinspection #7
- Reinspection #8
- Reinspection #9
- Request



Total of Inspection Type: 9,948

Fire Review Statistics

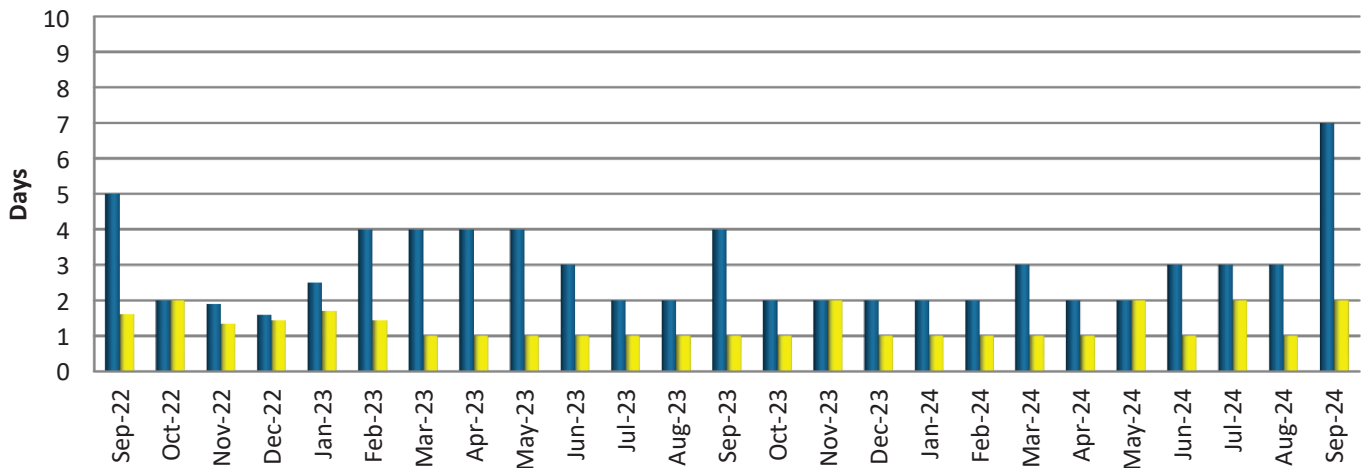
Building Fire Review Average Number of Days



Total Number of Building Fire Reviews by Month

Fire District	Sep-22	Oct-22	Nov-22	Dec-22	Jan-23	Feb-23	Mar-23	Apr-23	May-23	Jun-23	Jul-23	Aug-23	Sep-23	Oct-23	Nov-23	Dec-23	Jan-24	Feb-24	Mar-24	Apr-24	May-24	Jun-24	Jul-24	Aug-24	Sep-24
North Collier	525	466	449	391	444	450	583	490	692	650	627	636	525	616	543	411	459	406	508	581	684	634	647	646	733
Collier County (Greater Naples)	350	422	317	374	347	448	539	408	500	447	391	428	397	442	395	403	382	429	425	552	517	511	482	407	464

Planning Fire Review Average Number of Days



Total Number of Planning Fire Reviews by Month

Fire District	Sep-22	Oct-22	Nov-22	Dec-22	Jan-23	Feb-23	Mar-23	Apr-23	May-23	Jun-23	Jul-23	Aug-23	Sep-23	Oct-23	Nov-23	Dec-23	Jan-24	Feb-24	Mar-24	Apr-24	May-24	Jun-24	Jul-24	Aug-24	Sep-24	
North Collier	29	55	27	41	42	28	46	25	23	47	56	54	50	37	52	48	57	60	57	37	44	40	43	51	51	62
Collier County (Greater Naples)	41	57	46	62	56	68	70	63	82	91	43	43	60	62	50	39	56	53	60	75	61	55	68	67	64	