



GREATER NAPLES FIRE RESCUE DISTRICT FIRE CHIEF REPORT

FEBRUARY, 2025

REPORTING OFFICER	Chris Wolfe, Fire Chief
TYPE	Monthly – Commission
SUBMITTAL DATE	March 7, 2025

ACTIVITIES REPORT

Facilities:

- Stations 90 and 21 flooring has been repaired.
- Support services is moving into the new warehouse space and reorganizing.

Personnel:

- Retirement/Resignations: None
- Promotions: Driver/Engineer testing has concluded. I am happy to report that 16 members have successfully completed the promotional process and were placed on a promotional roster. Driver promotions were effective March 3rd.
- Recruit Class 25-01: The new recruit class is off and running. As of this writing, they will be entering their third week of training. The instructors have relayed that the class is beginning to develop, despite losing one recruit in week two. Thus far, they have completed baseline PT test, medical/report writing, and basic FF training. In the weeks to come, the class will be relocated to Bonita Springs Fire Rescue Training Center to utilize their training ground. District Staff is extremely grateful to Chief DeWitt and the entire Bonita Fire Organization for their support of our agency and hospitality.
- HR/Finance/Administration: District Staff is currently reviewing the applicants received to date. The responses have been a bit overwhelming. For the advertised positions, the District has received more than 150 applicants. The qualified applicant pool has been limited for the Benefits Coordinator position. Interviews are currently being scheduled.

Station 74 Update: We have been informed by Collier County that Station 74 should be nearing completion by late summer/early fall 2025. The County intends to have the contractor complete the identified punch list prior to opening the station. Taking this into consideration, Staff feels that for planning purposes we should target a launch in early 2026. I have spoken to the Insurance Services Office (ISO) to determine that we should notify them 45 days prior to opening and staffing. The process seems to be simple and will not require a full ISO review. They estimate that it takes 3 months to complete the process.

55th Annual Everglade Seafood Festival: The District participated in the annual Seafood Festival February 7-9. This year's event attendance and call volume was at historic lows in comparison to prior years. I am pleased to report that there were no significant incidents during the event nor any significant traffic collisions post-time.

Training Positions and Promotions: The District and the Local have been working on developing strategies to overcome some roadblocks in the current Collective Bargaining Agreement. I am confident that we will come to a resolution. A Memorandum of Understanding between the District and the Local has been drafted and will have to go through the Ratification process with the Local Membership and the Board.

Awards: Firefighter Alex Ivanisevic was selected by his peers for the 2024 Firefighter of the Year and Executive Assistant Tracey Caparrelli was selected for the 2024 Civilian Employee of the year. They will



GREATER NAPLES FIRE RESCUE DISTRICT FIRE CHIEF REPORT

both be recognized at the April 12th Award and Promotional Ceremony that will be held at the South Regional Library.

Community Resources: A new community resources page has been added to the District website that has helpful information for those experiencing loss after a fire, in addition to other valuable life safety information. A handout for post-incident recovery has also been created in the event there is no available internet.

Sovereign Immunity Cap Limit Legislation- The District was notified by PRM of the potential adverse effects of the proposed legislation that would increase the sovereign immunity cap limits to \$1 million per person and \$3 million per occurrence. I sent letters to both Senator Passidomo and Representative Melo's legislative staff informing them of the financial impact this would have on the District.

Apparatus Update

- New engine 61 is being finished at SFEV.
- Staff, in conjunction with the Apparatus Committee, is working to develop a spec for the new engine order and researching manufacturers.
- Water Tender 71 will be delivered and be placed into service in the next 30 days.
- The training phase for Ladder 21 is beginning.

DISCUSSION ITEMS

- Property/Sales Tax
- Home O2 Waiver
- Pre-Incident Planning
- ISO Seminar
- Paradise Coast-Soccer

MEETINGS AND EVENTS

- Command Staff
- Weekly Station 74 coordination calls
- Region 6
- East Naples Civic & Commerce
- Golden Gate City Association
- Collier GIS workgroup
- Ochopee Advisory Board Meeting

LODD- There were 5 firefighter fatalities reported to the United States Fire Administration in the month of February. To date, there have been 15 LODDs reported to the US Fire Administration in 2025. May they rest in peace.

PUBLIC PROGRAMS

February Events- 12
YTD Events- 18



GREATER NAPLES FIRE RESCUE DISTRICT FIRE CHIEF REPORT

OPERATIONS

Call Volume Statistics - February 2025	
Total Incidents	2423
Medical/Rescue	1,557
Medical Percentage	64.26%
Fire/Other	866
Busiest Station	Station 21 - 350 Incidents
Busiest Apparatus	Engine 75 - 335 Responses
Busiest Day of Week	Friday - 378 Incidents
Busiest Time of Day	1800-1859 - 174 Incidents

Basic Incident Type Category	Jan.	Feb	Total	Percent
*N/A	16	7	23	0.14%
1 - Fire	28	22	50	0.44%
2 - Overpressure Rupture, Explosion, Overheat (No Fire)	1	0	1	0.00%
3 - Rescue & Emergency Medical Service Incident	1,647	1,557	3204	31.34%
4 - Hazardous Condition (No Fire)	21	23	44	0.46%
5 - Service Call	263	260	523	5.23%
6 - Good Intent Call	441	430	871	8.66%
7 - False Alarm & False Call	126	123	249	2.48%
8 - Weather	0	0	0	0.00%
9 - Special Incident Type	2	1	3	0.02%
Total Summary	2545	2423	4968	
Responses by Day Average	82.1	86.5	84.2	
Responses by Station Average	170	162	331	
Medical vs. Fires and Other Calls	64.72%	64.26%	64.49%	

FINANCE

FY 2024-2025 Budget

The District has spent 43% of budgeted expenditures for FY 24-25.

- January expenses have balanced out all expense negatives (we no longer have more funds in accounts than what was budgeted). The overage was a consequence of Hurricane timing expenses being attributed back to FY23-24.
- Overtime expenses are within anticipated budget guidance as long as Hurricane Milton expenses are considered. Overtime related savings since the Hurricane have brought Overtime expenses to approximately 30%.
- Staff is conducting expenditure monitoring as we approach the mid-point of the fiscal year.

Cash on Hand

The District ended the month of December with \$54M in Cash on Hand. Consisting of:

- \$36.8M in the general fund
- \$2.8M in payroll accounts
- \$2.1M in general fund reserves
- \$9.9M in impact fees



GREATER NAPLES FIRE RESCUE DISTRICT FIRE CHIEF REPORT

Revenue Highlights

The District received the following significant revenues in January:

- We have received approximately 93% of budgeted Revenues.
 - o \$4.07M left to meet projections.
 - \$2.78M Ochopee pending
 - \$1.8M MM63
 - \$398K FDEM
- \$2M in AD Valorem.
- \$89K in Fees for Services.
- \$107K in General Fund Interest.
- \$176K in Impact Fees.
- \$25K in Impact Fee Interest.

There is a request for payment pending with the County for Ochopee Q1: \$922K.

Hurricanes

The District continues to actively working with FEMA and FDEM to file claims related to both Storms.

- Hurricane Milton claims will be approximately \$400,000.
- Hurricane Helene claims will be approximately \$125,000.
- These estimates are subject to change.

These estimates also do not include roughly \$398K in mutual assistance that should be reimbursed by FDEM.

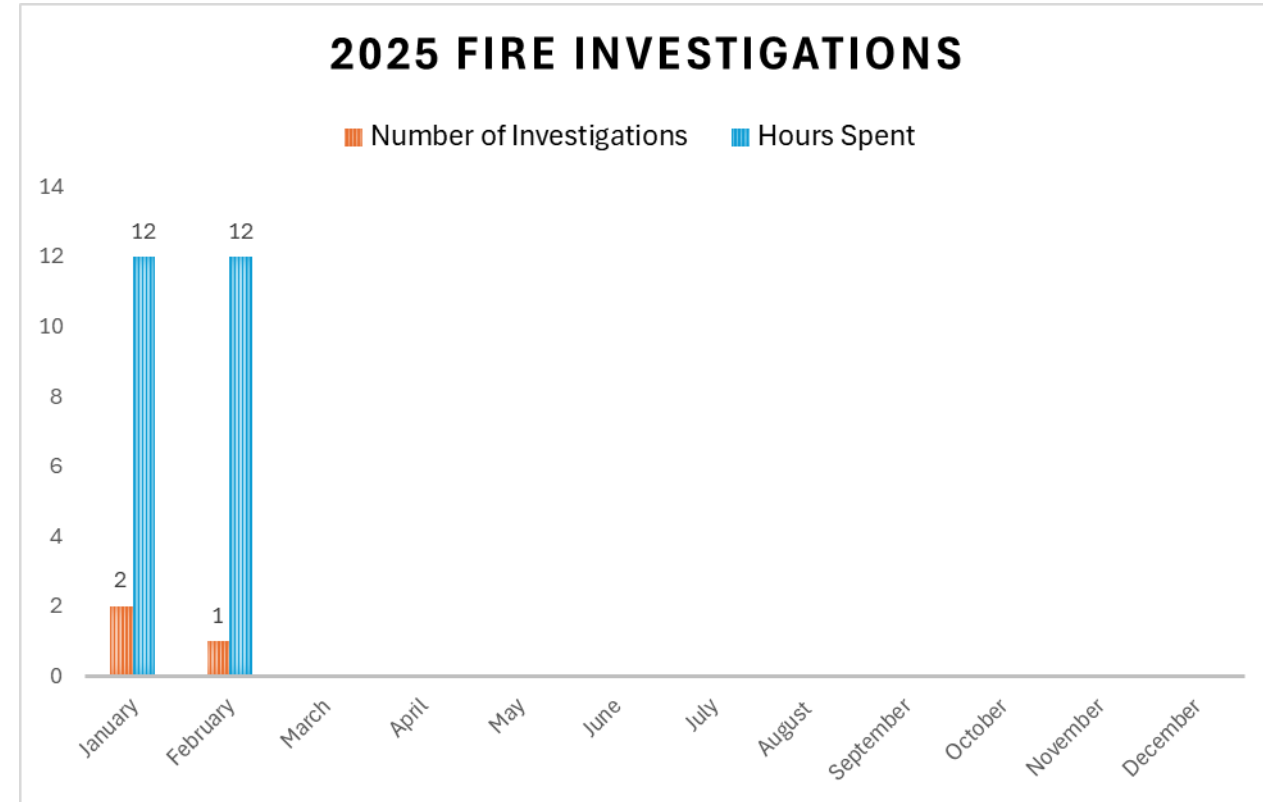
- The \$398K in mutual assistance also contains a \$42K reimbursement claim for Hurricane Debby.

FDEM reimbursements will directly offset substantial OT charges to the FY25 budget.

- Once the funds are received a budget amendment will be submitted for Board approval to adjust the budget to reflect the reimbursement.
- Staff continues to work with FDEM to ensure payment.

Audits

Various audits as required by Florida Statute are in progress. All deadlines are expected to be reached.



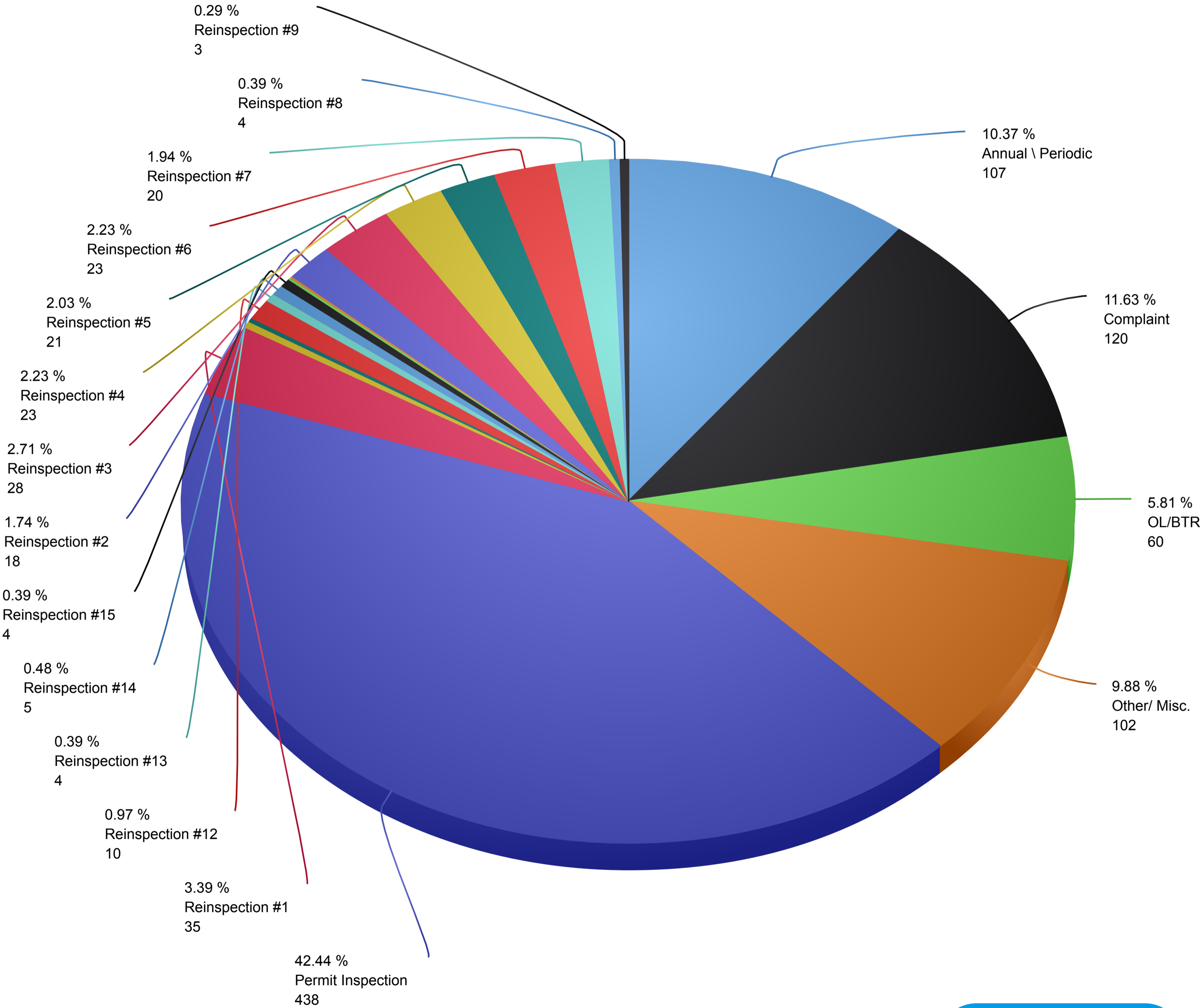
Fire & Life Safety Section

- Average wait time for an inspection in February: 3 Days
- Current wait time as of March 4th: 3 Days

Inspection Visit History by Inspection Type

02/01/2025-02/28/2025

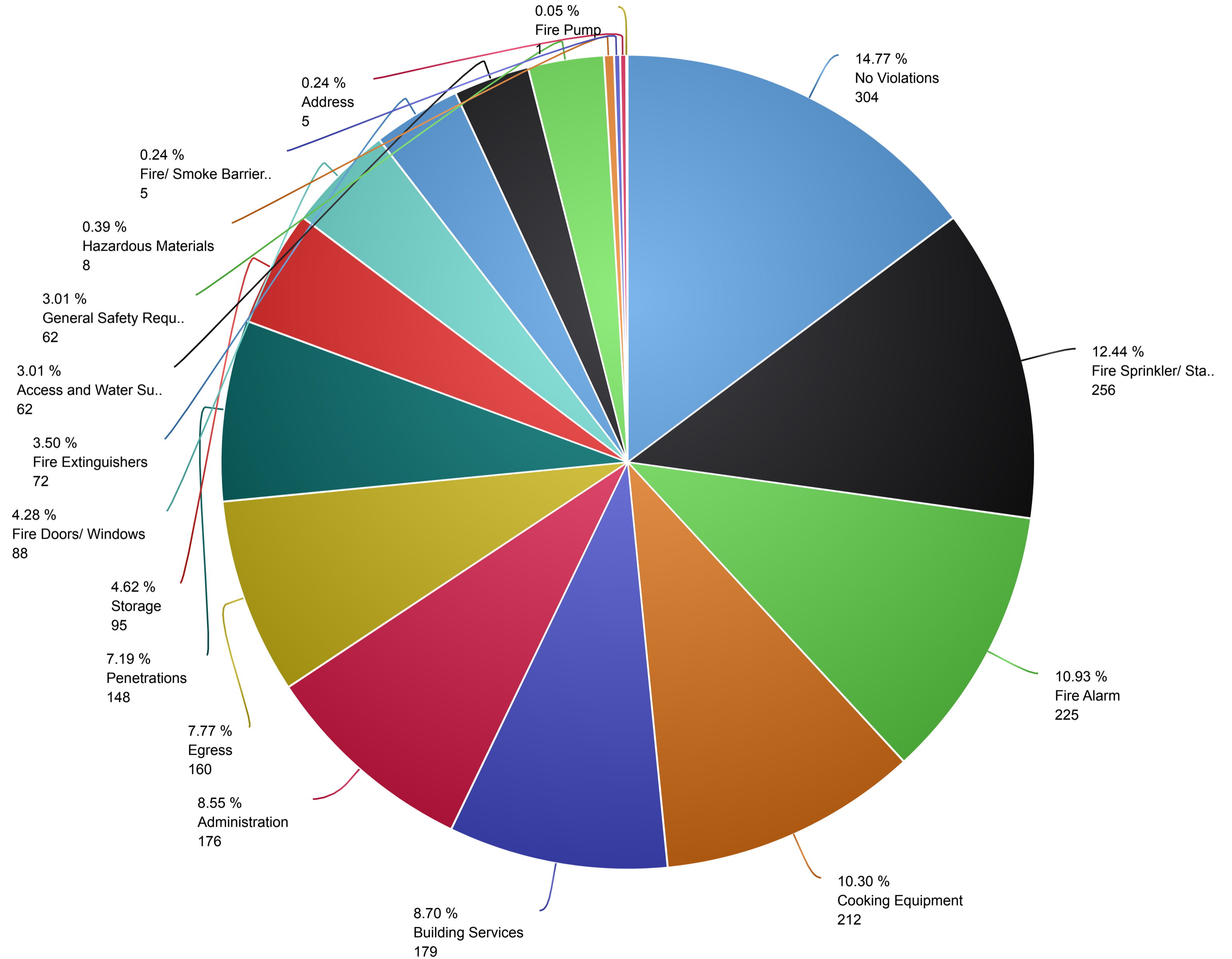
- Annual \ Periodic
- Complaint
- OL/BTR
- Other/ Misc.
- Permit Inspection
- Reinspection #1
- Reinspection #10
- Reinspection #11
- Reinspection #12
- Reinspection #13
- Reinspection #14
- Reinspection #15
- Reinspection #16
- Reinspection #17
- Reinspection #2
- Reinspection #3
- Reinspection #4
- Reinspection #5
- Reinspection #6
- Reinspection #7
- Reinspection #8
- Reinspection #9



Total of Inspection Type: 1,032

Completed Inspections February Violations

- No Violations
- Fire Sprinkler/ Standpipes
- Fire Alarm
- Cooking Equipment
- Building Services
- Administration
- Egress
- Penetrations
- Storage
- Fire Doors/ Windows
- Fire Extinguishers
- Access and Water Supply
- General Safety Requirements
- Hazardous Materials
- Fire/ Smoke Barriers
- Address
- Fire Pump

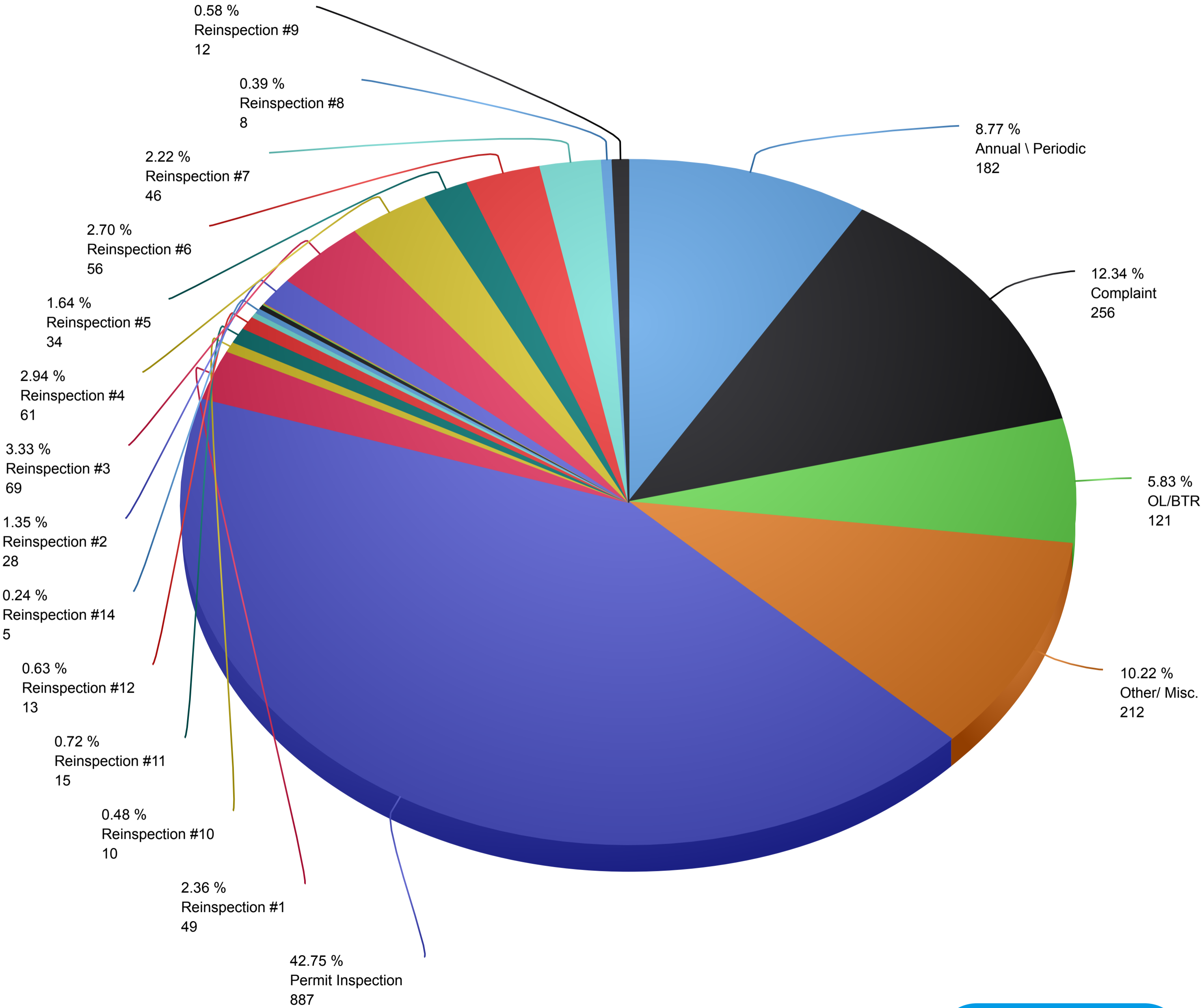


Total of Violation Type: 2,058

Inspection Visit History by Inspection Type

01/01/2025-12/31/2025

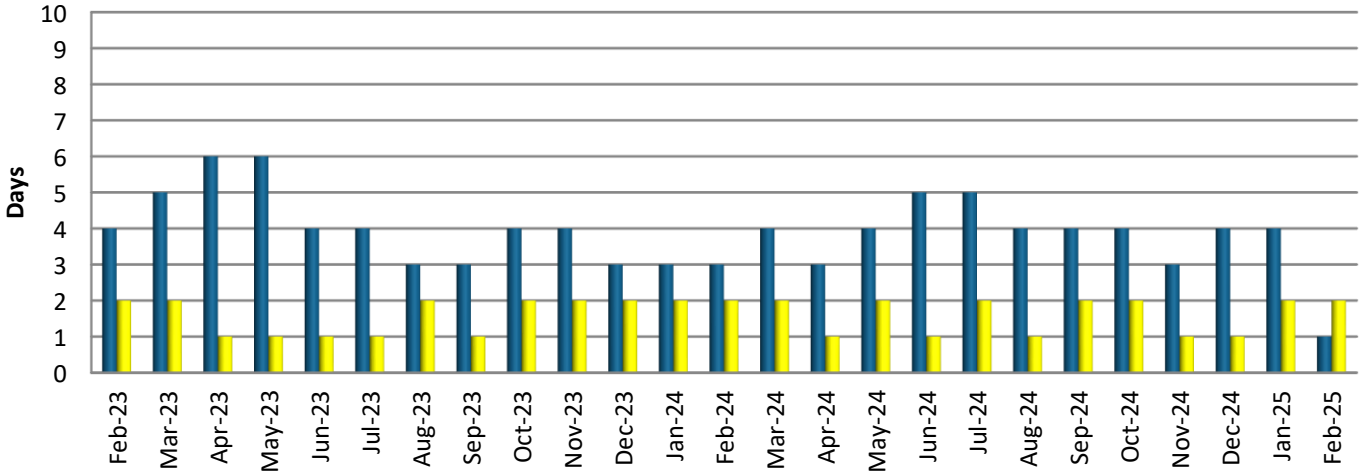
- Annual \ Periodic
- Complaint
- OL/BTR
- Other/ Misc.
- Permit Inspection
- Reinspection #1
- Reinspection #10
- Reinspection #11
- Reinspection #12
- Reinspection #13
- Reinspection #14
- Reinspection #15
- Reinspection #16
- Reinspection #17
- Reinspection #2
- Reinspection #3
- Reinspection #4
- Reinspection #5
- Reinspection #6
- Reinspection #7
- Reinspection #8
- Reinspection #9



Total of Inspection Type: 2,075

Fire Review Statistics

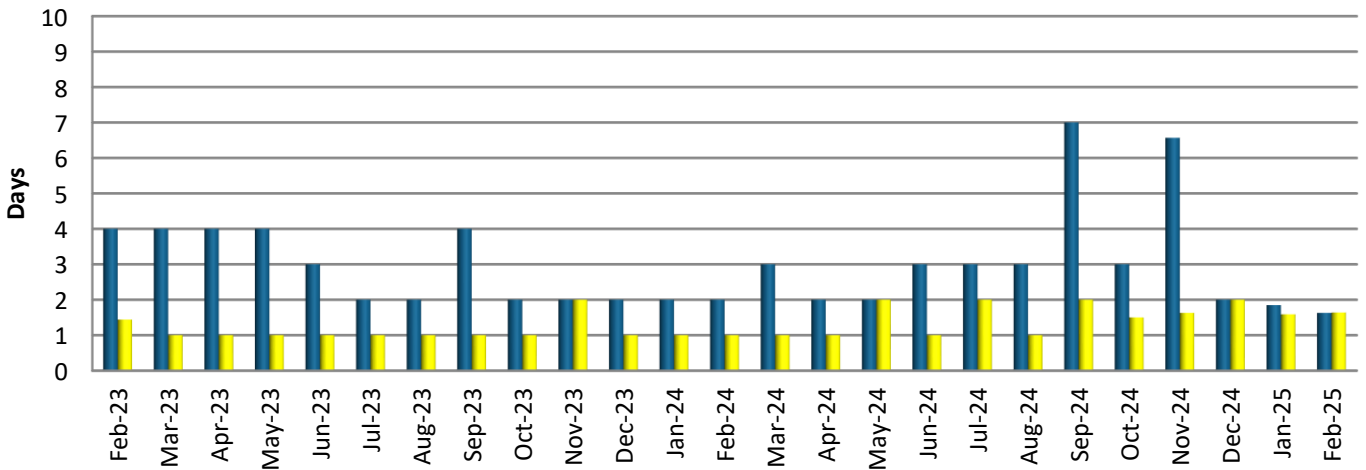
Building Fire Review Average Number of Days



Total Number of Building Fire Reviews by Month

Fire District	Jan-23	Feb-23	Mar-23	Apr-23	May-23	Jun-23	Jul-23	Aug-23	Sep-23	Oct-23	Nov-23	Dec-23	Jan-24	Feb-24	Mar-24	Apr-24	May-24	Jun-24	Jul-24	Aug-24	Sep-24	Oct-24	Nov-24	Dec-24	Jan-25
North Collier	444	450	583	490	692	650	627	636	525	616	543	411	459	406	508	581	684	634	647	646	733	655	459	481	588
Collier County (Greater Naples)	347	448	539	408	500	447	391	428	397	442	395	403	382	429	425	552	517	511	482	407	464	447	390	432	459

Planning Fire Review Average Number of Days



Total Number of Planning Fire Reviews by Month

Fire District	Feb-23	Mar-23	Apr-23	May-23	Jun-23	Jul-23	Aug-23	Sep-23	Oct-23	Nov-23	Dec-23	Jan-24	Feb-24	Mar-24	Apr-24	May-24	Jun-24	Jul-24	Aug-24	Sep-24	Oct-24	Nov-24	Dec-24	Jan-25	Feb-25
North Collier	28	46	25	47	56	54	50	37	52	48	57	60	57	37	44	40	43	51	51	62	63	47	46	55	65
Collier County (Greater Naples)	68	70	63	82	91	43	43	60	62	50	39	56	53	60	75	61	55	68	67	64	48	64	58	44	95